

- > O/D 4 ... 16 mm
- > Available in a range of colours for ease of identification
- > In addition to general industrial applications PA is suitable for use on air braking systems of commercial vehicles and conforms to DIN 74324. (Applicable sizes; 6, 8, 10, 12, 16mm O/D)
- > 25 metre lengths supplied in cartons providing good protection and easy storage



### Technical features

#### Medium:

Compressed air.  
Consult our Technical Service for use with other fluids

#### Operating pressure:

Refer to specific tubing type on the following pages

#### Ambient/Media temperature:

Refer to specific tubing type on the following pages

#### Materials:

PA type 12 fully plasticised and light stabilised. Metric tube meet the requirements of DIN 74324

### Technical data

Colour	Length (m)	O/D I/D tube 4/2,5*	5/3*	6/4	8/6	10/7,5	12/9	14/11*	16/12
Natural	25	PA2-0004025C	PA2-0005025C	PA2-0006025C	PA2-0008025C	PA2-0010025C	PA2-0012025C	PA2-0014025C	PA2-0016025C
Natural	100	PA2-0004100	—	PA2-0006100	PA2-0008100	PA2-0010100	PA2-0012100	—	—
Red	25	PA2-0104025C	PA2-0105025C	PA2-0106025C	PA2-0108025C	PA2-0110025C	PA2-0112025C	PA2-0114025C	PA2-0116025C
Red	100	PA2-0104100	—	PA2-0106100	PA2-0108100	PA2-0110100	PA2-0112100	—	—
Green	25	PA2-0204025C	PA2-0205025C	PA2-0206025C	PA2-0208025C	PA2-0210025C	PA2-0212025C	PA2-0214025C	PA2-0216025C
Green	100	PA2-0204100	—	PA2-0206100	PA2-0208100	PA2-0210100	PA2-0212100	—	—
Yellow	25	PA2-0304025C	PA2-0305025C	PA2-0306025C	PA2-0308025C	PA2-0310025C	PA2-0312025C	PA2-0314025C	PA2-0316025C
Yellow	100	PA2-0304100	—	PA2-0306100	PA2-0308100	PA2-0310100	PA2-0312100	—	—
Blue	25	PA2-0504025C	PA2-0505025C	PA2-0506025C	PA2-0508025C	PA2-0510025C	PA2-0512025C	PA2-0514025C	PA2-0516025C
Blue	100	PA2-0504100	—	PA2-0506100	PA2-0508100	PA2-0510100	PA2-0512100	—	—
Black	25	PA2-0704025C	PA2-0705025C	PA2-0706025C	PA2-0708025C	PA2-0710025C	PA2-0712025C	PA2-0714025C	PA2-0716025C
Black	100	PA2-0704100	—	PA2-0706100	PA2-0708100	PA2-0710100	PA2-0712100	—	—
Silver	25	PA2-0904025C	PA2-0905025C	PA2-0906025C	PA2-0908025C	PA2-0910025C	PA2-0912025C	PA2-0914025C	PA2-0916025C
Silver	100	PA2-0904100	—	PA2-0906100	PA2-0908100	PA2-0910100	PA2-0912100	—	—

\* Tube size does not conform to DIN 74324

Note: 'C' at the last digit in part number indicates packed in a box/carton

### Option selector

PA2-0★★★★★

Colour	Substitute
Natural	0
Red	1
Green	2
Yellow	3
Blue	5
Black	7
Silver	9

Packaging	Substitute
25 m Carton/Box	C
100 m Plastic bag	None
Length (m)*	Substitute
25	025
100	100
Outer diameter	Substitute
4	04
5	05
6	06
8	08
10	10
12	12
14	14
16	16

## Maximum operating pressures and bend radii

	Ø 4	Ø 5	Ø 6	Ø 8	Ø 10	Ø 12	Ø 14	Ø 16
Max. pressure (bar)* at -40 ... +20°C	31	33	27	19	19	19	16	19
Min. bend radius	25	25	30	40	60	60	80	95

Maximum continuous working temperature: PA +80°C

\* Multiply by factors in table below for use at higher temperatures




## Operating pressure/temperature conversion factors

Working temperature	Factor (PA)
-40 ... +20°C	1,00
+30°C	0,83
+40°C	0,75
+50°C	0,64
+60°C	0,57
+80°C	0,47

To calculate working pressures at various temperatures, multiply working pressure at -40 ... +20°C by factor given in table

Maximum continuous working temperature: +80°C

## Accessories

Tubing channels			Tube clips – single sided			Tube cutter	
							
Model	Tube Ø	No. of channels	Model	Tube Ø	Number of tubes	Model	Description
100HA0600	6	10	34021804	6	1	M/3314	Cutter
100HA0800	8	10	34021904	6	2	39012010	Replacement blade (pack of 10)
100H61200	12	6	34021805	8	1	39012061	Replacement blade (1-off)
			34021905	8	2		
			34021806	10	1		
			34021906	10	2		
			34021807	12	1		
			34021907	12	2		
			34021508	16	1		

## Warning

These products are intended for use in industrial compressed air systems only. Do not use these products where pressures and temperatures can exceed those listed under

### »Technical features/data«.

Before using these products with fluids other than those specified, for non-industrial applications, life-support systems or other applications not within published specifications, consult IMI NORGREN.

Through misuse, age, or malfunction, components used in fluid power systems can fail in various modes.

The system designer is warned to consider the failure modes of all component parts used in fluid power systems and to provide adequate safeguards to prevent personal injury or damage to equipment in the event of such failure.

System designers must provide a warning to end users in the system instructional manual if protection against a failure mode cannot be adequately provided.

System designers and end users are cautioned to review specific warnings found in instruction sheets packed and shipped with these products.

- > Impermeable to gasses and moisture
- > Lightweight, flexible, and excellent for food and beverage applications
- > Low Density Polyethylene (LDPE)
- > Tasteless and odorless
- > Easily heat sealed
- > All colors except red, comply with FDA Regulation 21 CFR 177.1520(c) for food contact applications



### Technical data

#### Medium:

Compressed air, water, steam, and other non-flammable, inert gases and liquids

#### Temperature range:

-40° to 150°F (-40° to 66°C)

#### Vacuum rating:

To 28" Hg

#### Diameter tolerance:

± .004

#### Hardness:

LDPE: 44 Shore D

#### Tube markings:


FW specifications


#### Base resin compliance:


FDA (except red)

#### Recommended fittings:

Push-in, compression

Part Number 100' length	Color	Size tube O.D. (inch)	Size tube I.D. (inch)	Wall thickness (inch)	Working pressure PSI		Weight lbs./100'	Bend radius
					@75F / 25°C	@150°F / 65°C		
								
PE0051100	natural	1/8	0.62	0.031	305	120	.40	1/2"
PE0052100	natural	5/32	.106	0.025	175	70	.46	1"
PE0054100	natural	1/4	.170	0.040	200	80	1.2	1-1/4"
PE0056100	natural	3/8	.250	0.062	190	75	2.76	2"
PE0057100	natural	1/2	.375	0.062	135	55	3.87	2-1/2"

Part Number 100' length	Color	Size tube O.D. (inch)	Size tube I.D. (inch)	Wall thickness (inch)	Working pressure PSI		Weight lbs./100'	Bend radius
					@75F / 25°C	@150°F / 65°C		
								
PE0151100	red	1/8	0.62	0.031	305	120	.40	1/2"
PE0152100	red	5/32	.106	0.025	175	70	.46	1"
PE0154100	red	1/4	.170	0.040	200	80	1.2	1-1/4"
PE0156100	red	3/8	.250	0.062	190	75	2.76	2"
PE0157100	red	1/2	.375	0.062	135	55	3.87	2-1/2"

Part Number 100' length	Color	Size tube O.D. (inch)	Size tube I.D. (inch)	Wall thickness (inch)	Working pressure PSI		Weight lbs./100'	Bend radius
					@75F / 25°C	@150°F / 65°C		
								
PE0751100	black	1/8	0.62	0.031	305	120	.40	1/2"
PE0752100	black	5/32	.106	0.025	175	70	.46	1"
PE0754100	black	1/4	.170	0.040	200	80	1.2	1-1/4"
PE0756100	black	3/8	.250	0.062	190	75	2.76	2"
PE0757100	black	1/2	.375	0.062	135	55	3.87	2-1/2"

### Warning

Improper selection, misuse, age or malfunction of components used in systems can cause failure in various modes. The system designer is warned to consider the failure modes of all component parts and to provide adequate safeguards to prevent personal injury or damage to equipment or property in the event of such failure modes. System designers and end users are cautioned to consult instruction sheets and specifications available from the factory. The system designer/end user is responsible for verifying that all requirements for the application are met.

### Warranty

The products described herein are warranted subject to seller's Standard Terms and Condition of Sale, available at seller's website.

**Proposition 65:** These products may contain chemicals known to the state of California to cause cancer, or birth defects, or other reproductive harm.